

# Dummy Stamps

## Encapsulated Stamp Cards

*A new variant reported for the first card and an unrecorded Philypia exhibition card discovered*

Thanks to reader Roger Badman, I can report two new cards.

### Post Office Technology

A third version of this 1969 encapsulated card exists. I guess that the Post Office was trying out different types before the series settled down to a standard kind of card format.

The three types can be distinguished as follows:

- Type 1** – The four stamps have a clear background to them, while the description area has a mushroom infill card.
- Type 2** – As above description, but the mushroom infill card now covers 100% of the card.
- Type 3** – As type 2, but in the description area the 'Printed by Thomas de la Rue & Co. Ltd.' imprint is repositioned in the bottom right hand corner. 📄



Card type 1

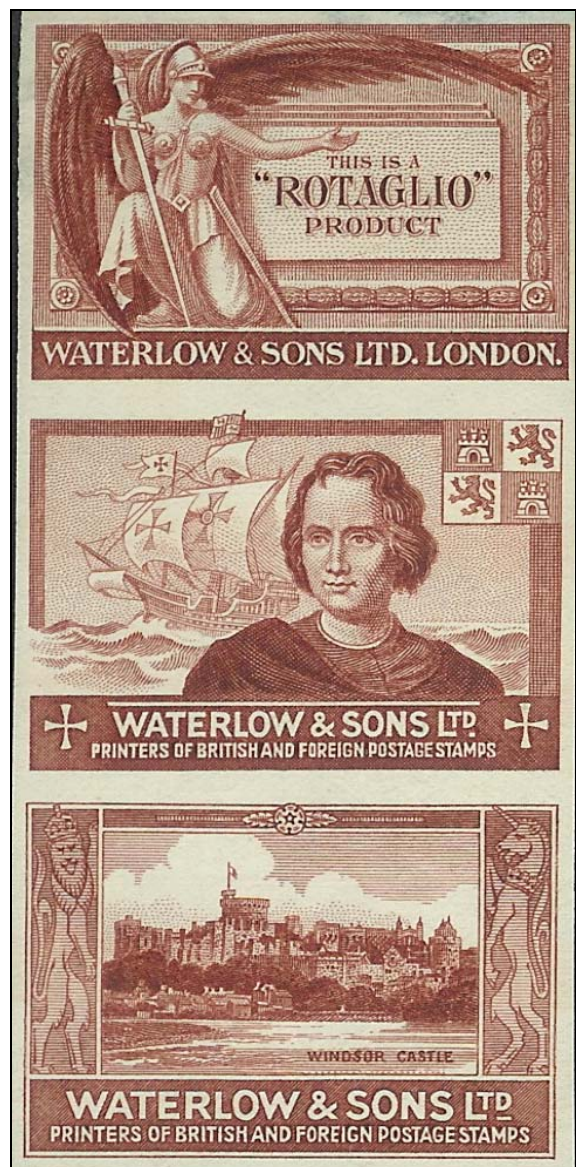
### Philypia Invite

Apparently there is also an encapsulated card that was sent out as an invitation for the 1970 *Philypia* international stamp exhibition held in London that September.

Has anyone seen an example of this item? If so, a scan would be appreciated please. 📄

## Waterlow Samples

*Three attractive se-tenant designs by the 'Rotaglio' recess process used by Waterlow's.*



Can any reader place a date on this strip of labels? 📄

**'Harricryl'** *Dummy labels relating to this newly discovered printing process revealed*

I was able to exclusively reveal in *DS5* that Harrison had produced stamps by a new printing process, known internally as 'Harricryl'. De La Rue had its 'Delacryl' and this was the Harrison response to its arch-rival.

I wrote last time that "Harrison was introduced to fine screen stamp printing in the factory they had in Hayes by a new employee fresh from De La Rue. They unofficially called the process 'Harricryl' and it was based on 250 lines per inch screen ruling, chosen because the eye could not distinguish it from 300 lines and the mid-to-heavier tones were less liable to 'clog in' on printing plates available on the market at the time."

The process was never used on British stamps, but was utilised for some foreign stamp issues.

As part of the testing stage, trials were undertaken internally using two dummy stamp designs, illustrated here.



*The 'astronaut' depicted in the position usually reserved for the Queen's head was a Harrison employee. Can anyone recognise him?*



The lady on the dummy stamp is taken from the famous painting by Tiepolo entitled 'Lady with Parrot'.

*(L) The artist on an Italian stamp*

The painting was also subsequently used by the Italian state printers (IPS) for one of its intaglio dummy testing labels produced in 1972. 📄



### Correction

A retired Harrison employee has kindly advised me of an error in *DS2* relating to the previously unrecorded Harrison trial.

Page three contained two statements about how the labels were "...perforated on a rotary sheet perforator", and "Perf.: Rotary (possibly Kampf)".

I am reminded that as they were sheet-fed on an LM7 press, they could not be rotary perforated! They were actually perforated on a Bickel 'rise and fall' perforator. 📄

# De La Rue Sample Stamps


*Salesmen’s samples appear on eBay*

Some readers may be familiar with the stamps reproduced here in this feature. They go back to 1971 and are understood to have been used by the salesmen of the company.

A recent purchase on eBay (where else!) saw me acquiring a small part of a sheet that added to what I already owned.

The item comprised three copies each of two designs that were never intended to be issued se-tenant, as they are from two separate issuing countries, namely Singapore (at left) and El Salvador (at right).


values relating to churches. The 15c trial (actually issued as a 30c value) depicts Sonsonate Church; while the 20c trial (remaining a 20c value on the issued stamp) depicts Izalco Church.



*Poor quality photostat of the 20c issued*

If I manage to acquire the set of issued stamps I will illustrate them in a later issue of *DS*.

As for the Singapore items, I can illustrate what I already owned from previous purchases.




Only the blue and black colours are on this part of the run and I have yet to see any other progressives for El Salvador. However, the vendor kindly sent a free gift with the lot comprising a copy of the (virtually) full sheet in a reduced format to fit on an A4 sheet (*next page*). This clearly shows the extra design at far right that was not part of the lot.

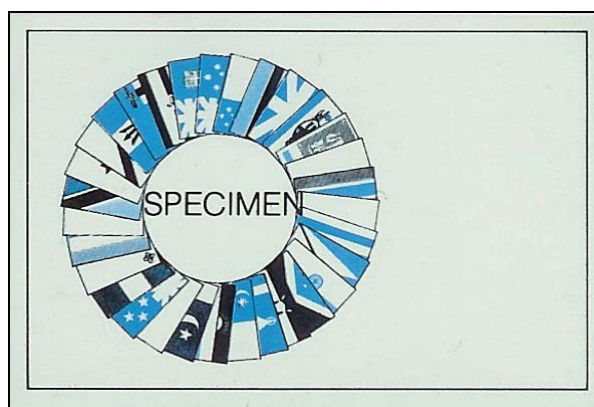
How do I know that the stamps are from Singapore and El Salvador? Well, I am familiar with the stamps of the former country and in any case it tells me so! As for the second country, in very light blue print above the main design is *CORREOS DE EL SALVADOR*. A quick look through my all world catalogue revealed this to be an issue comprising two



*Continued on page five...*



...Continued from page three



I already owned the blue/black print of the Singapore stamp designs and it is unknown whether any other colour combinations exist in collections.

To try and get more information, I delved through hundreds of news clippings relating to stamp printers and eventually found a reference to these salesmen's sample stamps, after being side-tracked several times!

Andrew Norris in *The Malayan Philatelist*, volume 30, page 67 has an article entitled "Singapore: 1971 'Heads of Government' Meeting Issue: Designs Used as Printer's Samples". He states that there were "two complete imperforate sheets of similar format" that had appeared in a London auction.

One sheet was just the blue and black colours; while the other was the complete design. Both were overprinted SPECIMEN in small capitals.

The Singapore design had its gold printing reproduced in pale yellow on these samples, probably due to cost implications. It now seems that the other progressives will not come on to the philatelic market.

Sheet format was three columns of 12 of the Singapore 'country names' stamp, with a similar block to its right of the 'flags' design. The El Salvador designs were in the same format, but set slightly lower on the sheet, as is evident from my first illustration.

For an interesting article about the designing of the Singaporean stamps see *Gibbons Stamp Monthly* for March 1971 where there is a profile on artist William Lee of Singapore by James Watson in the 'An Issue is Born' series, but the samples are not mentioned.

I came across these Singapore items with pre-sale estimates of £76 each pair of se-tenant designs in a Brian Reeve stamp auction listing, but do not know the date of the sale or whether they sold.

These are interesting items to add to a collection and I am now searching for the other El Salvador items that I do not possess, so if see any on offer... 📧

## Buyer Beware

*Not what it at first seemed!*

I made a bad buy at a stamp fair recently when I purchased a laser copy of a publicity label originally produced by Bradbury Wilkinson. In my defence the lighting was very poor and I only paid 75p (that should have put me on warning). Still, it proves that even a seasoned collector can be fooled sometimes. Let it serve as a warning. 📧



## De La Rue Tokens

*Fancy a change from dummy stamps?*

eBay recently offered tokens from two of De La Rue's companies. The first pair of illustrations shows the obverse and reverse of a dummy token produced by Thomas De La Rue Engineering Ltd. for the 1962 Nigerian Trade Fair.



Obverse



Reverse

The third illustration is of two identical tokens (both with blank reverses) in two different base metals produced by



Thomas De La Rue Minting Division.

The Nigerian version was offered at £35, while the other pair were on sale for £17.50 each.

Although not stamp-related, they make an interesting addition to a collection of security printers (and minters) dummy material. 📄

## Dummy Books



A spare space here enables me to show two interesting booklets. Issued stamps have been invalidated by a handstamp reading: **TRAINING CENTRE / FOR TESTING / PURPOSES ONLY**, turning them into dummies.

Similar types to these booklets also exist. 📄

## Ford Mondeo Labels

*Help sought on these dummy promotional labels*

Around 1995/6 the Ford Motor Company of Great Britain produced a set of four labels depicting the Mark One Mondeo car. This would have been around the date of the launch of this popular car model (March 1995).

The labels are presumably in colour, but I have only seen a black and white photostat, from which the scans have been taken. It looks as if the printing quality and perforating has been undertaken to a high standard. Perhaps one of Royal Mail's security printers produced them?

The labels are reproduced here at what is believed to be life-size and it is thought that Tallents House was involved in their creation or distribution in some way, but this is only something that a collector friend stated a decade ago.

Can you help by providing more information, please? 📄



### ...and finally

I always welcome details of any new dummy finds from printers of British stamps, past and present, and so invite you to drop me an email at [aouh40@hotmail.com](mailto:aouh40@hotmail.com)

Unfortunately, business, family and other commitments to the hobby mean that I cannot guarantee that I can rigidly stick to a publishing programme and therefore suggest that you go to [www.stampprinters.info/dummystamps.htm](http://www.stampprinters.info/dummystamps.htm) every so often where PDF files of this and all future and previous issues of *Dummy Stamps* will be available to download and print-off. Thank you.

Glenn H Morgan FRPSL